

2022 data collection

SDG indicator 12.7.1



UN 
environment
programme

Highlights from the national/federal reports and country scorecard

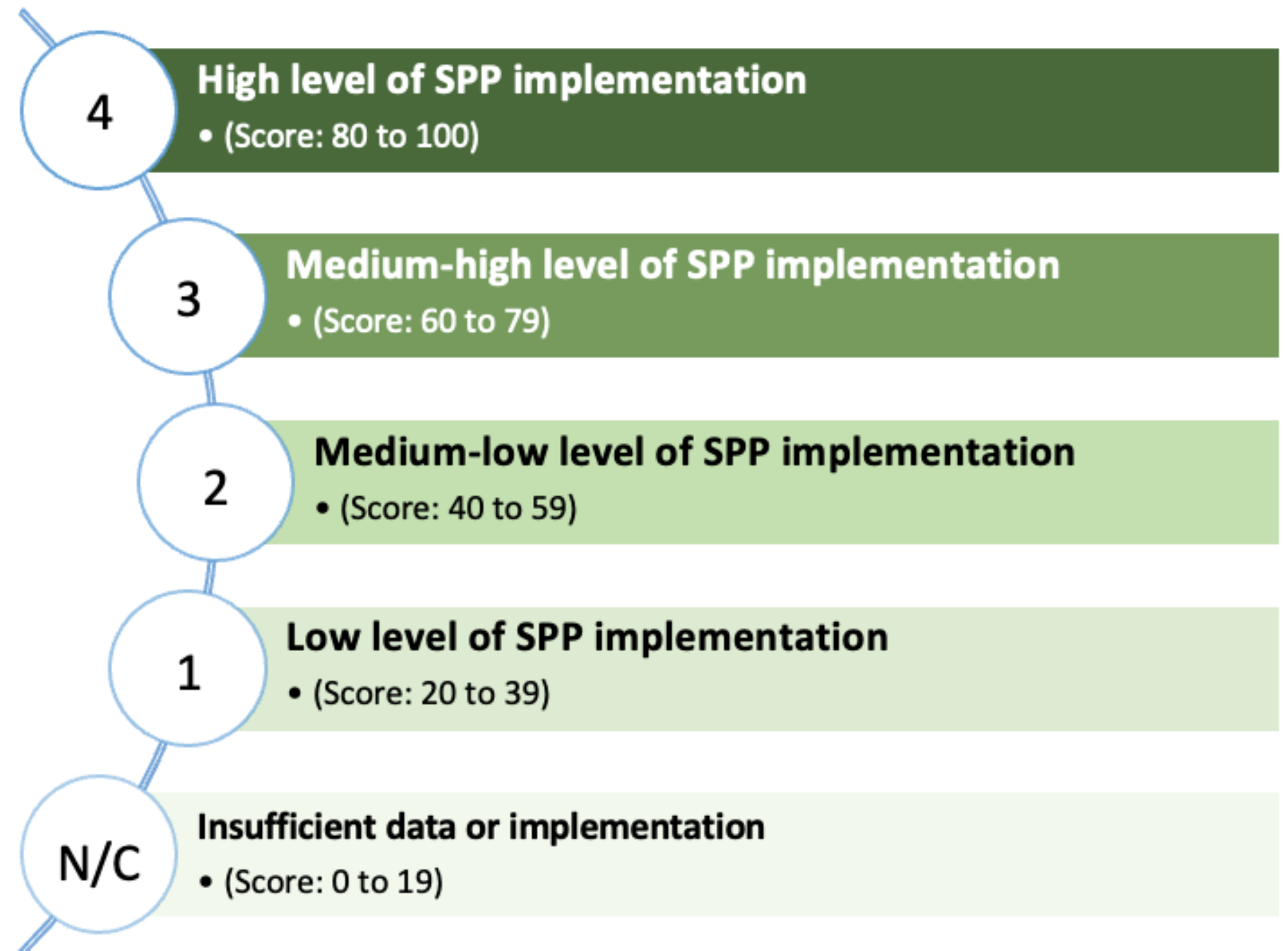


Lithuania

1. General information

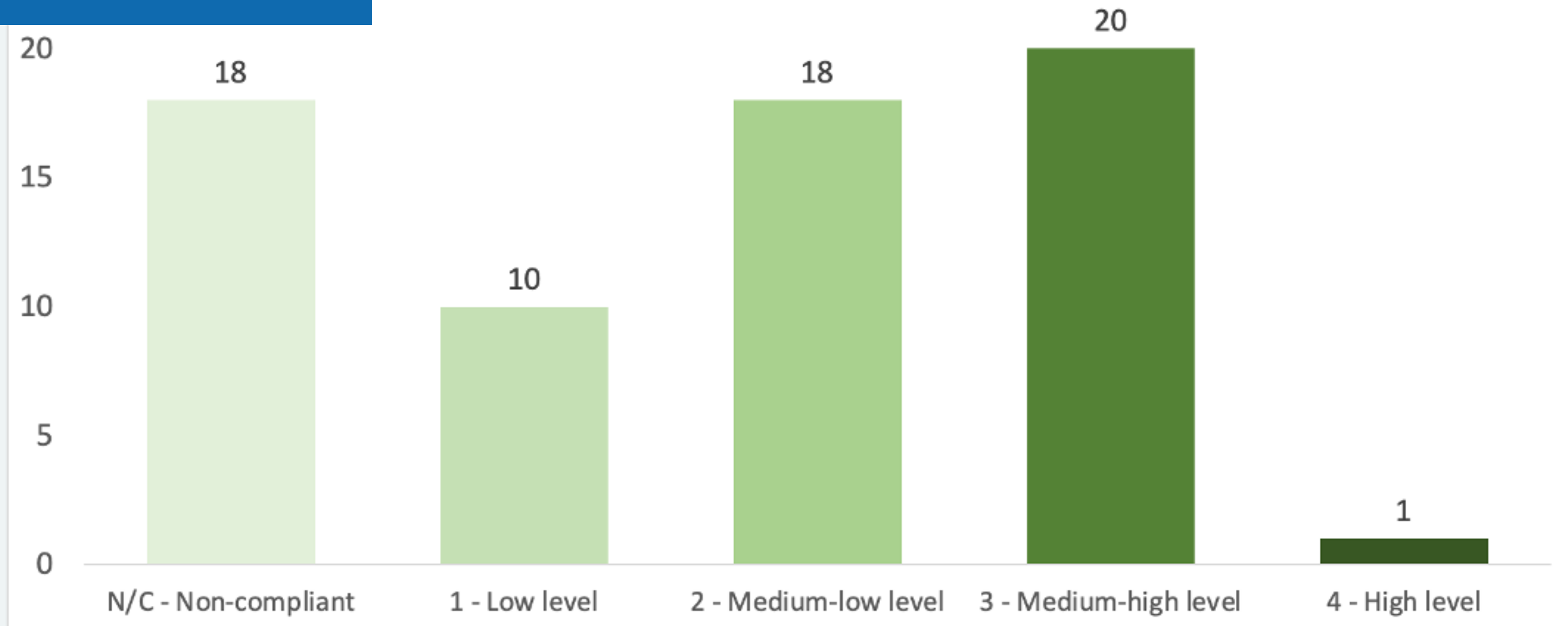
How was the level of SPP implementation assessed?

Maturity model based on calculated SPP implementation score.



2022 SDG indicator 12.7.1 data collection outcome

Distribution of national/federal reports submitted for 2022 data collection (total of 67 reports received) into 5 set categories.

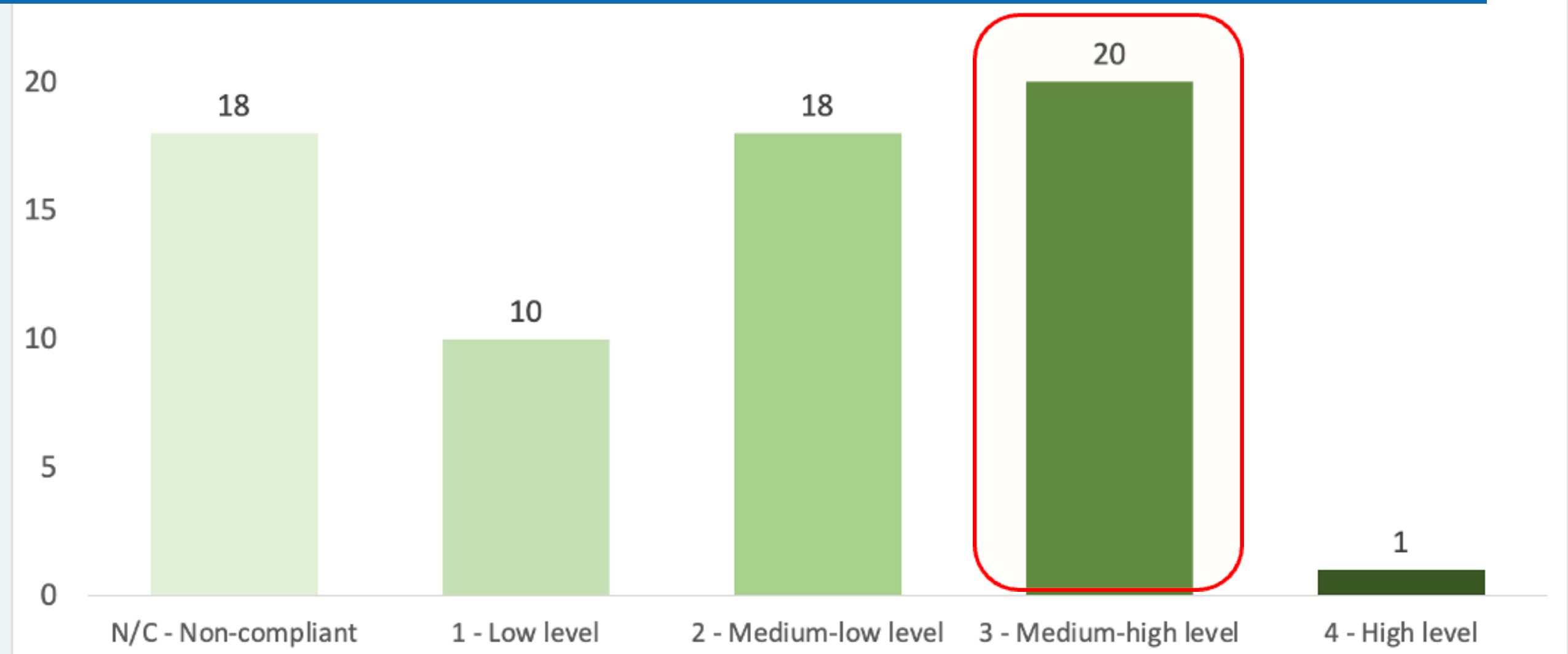


1. National scorecard

2022 SDG indicator 12.7.1 data collection outcome

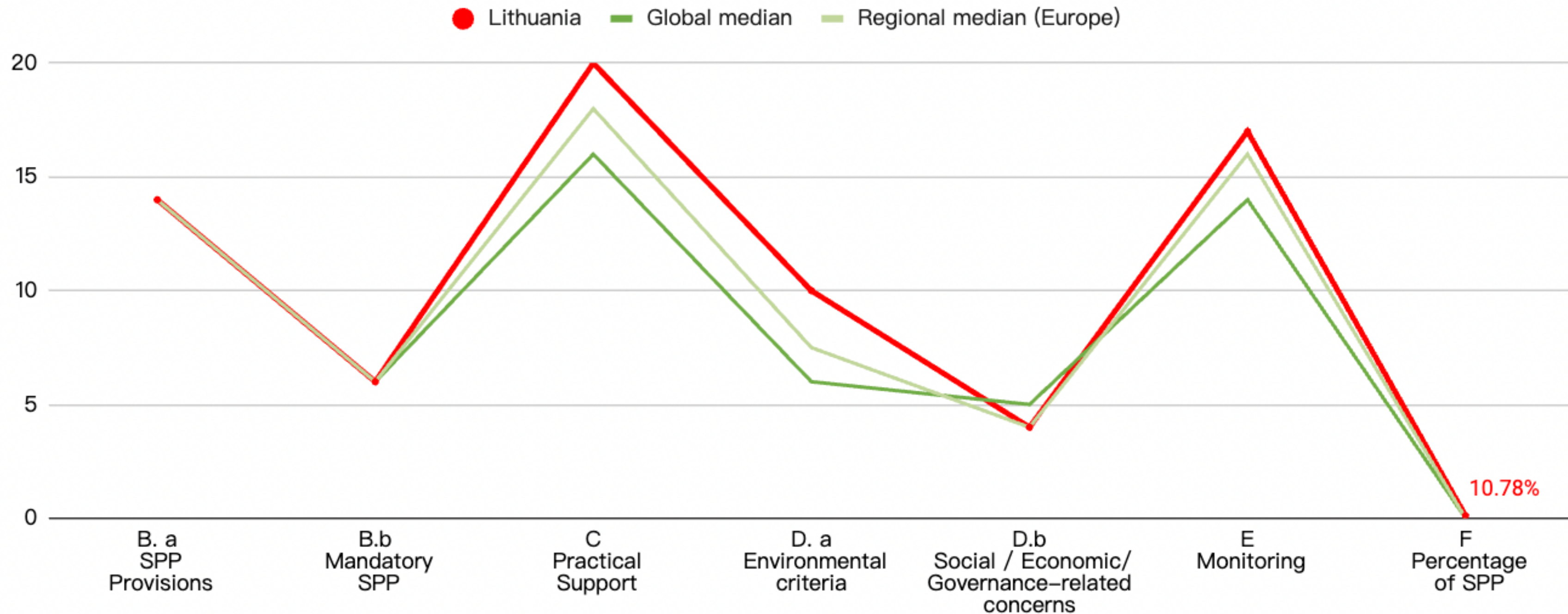
Based on the information (and evidence provided) in the report and the defined evaluation system, the overall SPP implementation score for Lithuania is 73. It was therefore categorized as Medium-high level.

**73/
Medium-high
level**



Overall performance across sub-indicators

Lithuania scores higher than the global and regional median levels in Practical Support, Environmental Criteria, Monitoring, and Percentage of SPP.



Good performance and opportunities for improvement

		Overall SPP Implementation Level	A SPP Policy / Action Plan	B (a) SPP Provisions	B (b) Mandatory SPP	B Legal Framework	C Practical Support	D (a) Environmental Criteria	D (b) Social, Econ., Gov-related Concerns	D (c) Risk-Assessment and Impact Prioritisation	D SPP Criteria	E Monitoring	F % of SPP
	Lithuania 2022	3.00	1.00	14.00	6.00	20.00	20.00	10.00	4.00	/	14.00	17.00	10.78%
	Lithuania 2020	3.00	1.00	14.00	6.00	20.00	16.00	8.00	3.20	0.00	11.20	17.00	3.00%
	<i>Max</i>	4.00	1.00	14.00	6.00	20.00	20.00	10.00	10.00	/	19.50	20.00	44.34%
	<i>Mean</i>	2.24	1.00	12.12	4.53	16.65	14.33	5.41	4.45	/	9.86	11.18	5.75%
<i>All governments:</i>	<i>Median</i>	2.00	1.00	14.00	6.00	18.00	16.00	6.00	5.00	/	9.50	14.00	0.00%

	Good performance
	Room for improvement
	Missing data or information

Feedback

- Good performance in sections A: SPP Policy/Action Plan, B(a): SPP Provisions, B(b): Mandatory SPP, C: Practical Support, and D(a): Environmental SPP Criteria.
- Improvement in C: Practical Support, D: SPP Criteria, and F: Percentage of SPP compared to the performance in 2020.
- There is room for improvement in D(b): Social/Economic/Governance-related concerns, E: Monitoring, and F: Percentage of SPP.



Thank you for participating in the 2022 data drive on SDG indicator 12.7.1

For questions/comments please contact:
unep-spp@un.org



UN 
environment
programme